



POPEY @ Home

Provincial Outreach Program for the Early Years

Home Learning Menu

#3





Home Learning Menu

for Literacy #3

page 1



Favourite Activities

Brainstorm some of your favourite activities - without a screen (*activities that aren't - computer, iPad, video games,...*)

Write a list and/or draw all the different activities you can do 'off screen'.

Post the list somewhere in your house for everyone to use.

Storytelling

Read a book you know to someone in your family.

Rather than reading the words, tell the story through looking at the pictures.

Leaf Person

Collect natural materials like leaves, sticks and rocks and create a "Leaf Person."

Give your leaf person a name. Draw your person and write words that describe them. (*for example - brave, shy, funny etc.*)

Write a story about your Leaf Person making a friend. Who is their friend? What games might your "Leaf People" friends like to play together?

Listen

Sit back to back with someone and listen quietly with your eyes closed for a few minutes.

List all the things you can hear.

Do you hear the same things?

This can be done inside or outside.

Washing Hands Poster

Create a mini poster to remind everyone in your family to wash their hands with soap and water for at least 20 seconds.

Decorate the poster with pictures or drawings to help everyone remember what to do when they're washing their hands.

Post the poster in the bathroom.

Go For a Walk...

Go for a walk outside - wherever you're able to.

Come up with five questions that you wondered about during your walk.

Write them down and discuss them with a family member or with a friend.

Story Rocks

Have a family member tell or read the story Goldilocks and the Three Bears.

You can also listen to the story [here](#).

Story Rocks: Go outside and find 4 rocks (*one for each bear and one for Goldilocks*).

Use your rocks to retell the story.

What Did You Build?

Build something with any materials you have at home:

- Lego/blocks
- Food in the cupboard
- K'nex
- Toys
- Playdoh
- Anything...

Once you're done building - label the different parts of your creation.

-use sticky notes, scrap paper, ... anything you've got.





Home Learning Menu

for Literacy #3

page 2



How Do You Feel?

With your family (*in your house, or family who don't live in your house*) - answer these questions:

1. How do we want to feel as a family?
2. What can we do to feel that way?

Brainstorm a list of ways you want to feel (*loved, safe, happy, playful, joyful,...*) and write them down.

Then write down some ideas for what you can do to feel those ways.

Post the list somewhere in your house for everyone to use.

You can use a [feelings chart](#) to help brainstorm your list of Family Feelings.

more details about this activity can be found [here](#)

Making Words

What happens when you add, move, or take away parts of words?

What words can you make?
Can you say those words in sentences?
Can you write those words in sentences?

See pages 4 and 5 for details and video links for 2 different ways to play *Making Words*.

To create/use letters at home:

- write letters on paper and cut them out
- write letters on sticky notes
- use alphabet magnet letters (*if you have them*)

Today Is Brought To You By the Sound...

Pick a sound as the focus for the day. For example, the sound 's'- (*sat, snack, snake..*)

Throughout the day find objects, people, words, - anything that makes the sound of the day.

You can use beginning sounds, ending sounds or middle sounds. (*start with beginning sounds for younger kids*)

You can use an [alphabet chart](#), or a [blends chart](#) to help brainstorm the sound of the day.

Book Buzz

What book have you read that you want to tell someone about?

Here is what you can include in your book chat:

1. Say the title & author of the book
2. Tell what the book is about
3. Talk about why you enjoyed the book.
4. Who do you think would enjoy the book and why?

Who could you tell your "Book Buzz" to?





Tech Tool of the Week

www.starfall.com

Enjoy word games, books to read, books to listen to, songs and more on the Starfall website.

Reading Online

[Raz-Kids - online books](#) (*link to free access*)

[Audible Stories](#) - read alouds

[Time Magazine for Kids](#) - non-fiction magazine

Digital Writing/Creation

[Book Creator](#) - create digital books

[Padlet](#) - write notes, add photos - share & work together


Additional Fun!

[Go Noodle](#) - movement & mindfulness activities

[Sesame Street - Caring for Each Other](#) - variety of resources to support well-being during this time



Making Words



[Click here for a video demo](#)



Start with a short word you know.

for example -

a	t
---	---

Add a letter to the beginning of your word.

for example -

c	a	t
---	---	---

Add a different to the beginning of your word.

for example -

h	a	t
---	---	---

Add a letter to the end of a word you made.

for example -

h	a	t	s
---	---	---	---

Move the letters around to make a new word.

for example -

h	a	s
---	---	---

For every word you make:

Crash the letters together -

c	a	t
---	---	---

Read & say the word -

c	a	t
---	---	---


cat

Write the word - cat

extra fun:

Write the word(s) in a sentence - The cat was in the hat.

Making Words



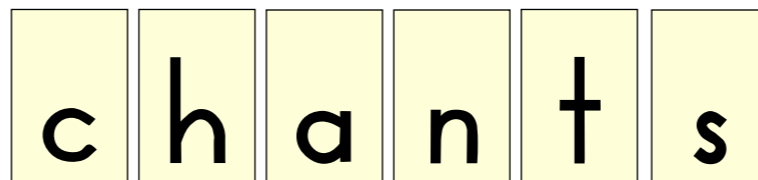
[Click here for a video demo](#)



Start with a longer word you know.

Write each letter out on a piece of paper and cut each letter out.

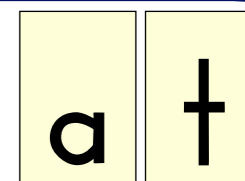
for example -



What words can you make with 2 letters?

How many 2 letter words can you make?

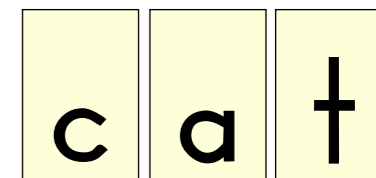
for example -



What words can you make with 3 letters?

How many 3 letter words can you make?

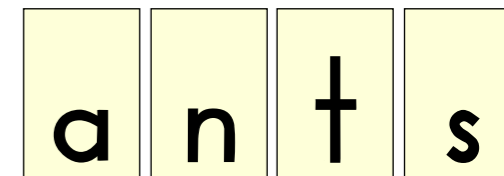
for example -



What words can you make with 4 letters?

How many 4 letter words can you make?

for example -

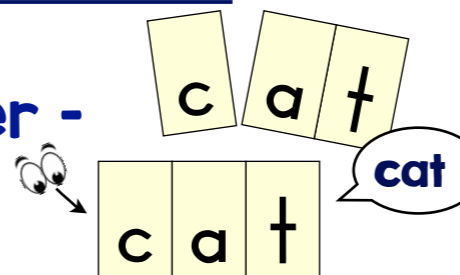


Can you make words with more than 4 letters?

How many words can you make altogether?

For every word you make:

Crash the letters together -



Read & say the word -

Write the word - cat