



POPEY @ Home

Provincial Outreach Program for the Early Years

Home Learning Menu

#8




Reading & Writing Fun!




Menu #8's activities are focused on Reading and Writing.
And fun!


To celebrate Reading and Writing, the **POPEY** team wanted to share some of their favourite books about reading and writing.



[click](#) to read and listen to
[The Word Collector](#)




[click](#) to read and listen to
[How to Teach a
Slug to Read](#)



[click](#) to read and listen to
[Ralph Tells a Story](#)



What are some of your favourite books about reading or writing?





Home Learning Menu

for Literacy #8



Act It Out!

What's your favourite story?

Lots of famous stories have been turned into mini-plays - called Readers Theatre.

You can perform a home version of Readers Theatre, where you can take a familiar and favourite story and perform a small play!

Click [here](#) for a list of Readers Theatre Scripts for developing readers to use

You Should Read This Book!

What is a great book you've read recently?

Lots of people like to share books they've read with friends.

Share about a book you've enjoyed with a friend. Make sure to include:

- title & author of the book
- what the book is about
- why you enjoyed the book
- why you think your friend would enjoy the book

Click [here](#) for an example of a book review.

This [Book Chat chart](#) can help you talk about your book.

What Is Your Character Thinking?

Choose a story book to read. As you read your story, think about what your character might be thinking at some important parts in the story.

Take a post-it note or a small piece of paper and draw a thought bubble with the words your character might be thinking inside.



For more support with this activity, you can [watch this short video](#).

Make Your Reading Sound Interesting

Choose a book to read to a reading buddy (a family member, a stuffy, a pet, a rock).

As you read to your reading buddy, make your story interesting by:

- making your voice sound like a character
- showing how a character feels - with your voice and face
- changing your voice throughout the story

For more support with this activity, you can [watch this short video](#).

You can use [this Tips for Readers chart](#) to help you as you read.

Jot It Down

When do you see grown-ups writing?

Work with adults to try and write the same kinds of writing that they're doing.

Some formats to try together: grocery or to-do lists, journalling about activities or things to be grateful for, letters or thank you notes to family, friends, and/or community helpers.

Cooperative Story

Do you ever get stuck when you're writing a story? Sometimes it can be easier (and fun!) to write a story with a partner.

Take turns with a friend or a family member to cooperatively write one story - as a team.

A fun way to decide how many words each partner gets to add to the story - roll a dice. For example:

Partner 1 rolls a 4 - and writes 4 words to start the story.

Partner 2 rolls a 6 - and adds 6 words to continue the story.

Keep taking turns until you finish your cooperative story.

You can [watch this video](#) for an example of how to write a cooperative story.

How Do You Write a Story?

When you start to write, what do you think about?

For example:

- how long will it be?
- where you'll write?
- who you'll write for?
- what you'll write about?

When you next sit down to write, think about some of these questions first to then come up with a plan for your writing.

You can read and listen to the book - [Ralph Tells a Story](#) - to hear about someone who has a hard time writing sometimes, as well as some writing tips.

This [Get Ready to Write video](#) and this [Tips for Writers chart](#) to help you as you write.

Create a Story Setting

Think about a story you would like to write.

Where does it take place? (the setting)

Draw or create your story setting out of materials you find around your house or outside.

You can label the different areas of your setting.

To challenge yourself, write a couple of sentences to describe your setting.

Online Resources to Support Home Learning



Tech Tool of the Week

[FunBrain Jr.](#)

Games, stories, printables & more...for word games, reading, and other fun!

Reading Online

[The Big List of Children's Authors Reading Aloud](#)

-We Are Teachers' list of various authors doing read alouds

[Scholastic Online Book Collection](#)

-fiction & non-fiction books
(link to get free access to various sites)

[Read-Along with PBS Kids](#)

-including Mondays with Michelle -
weekly read alongs Michelle Obama

Digital Writing/Creation

[Ready, Set, Draw! - from KitLitTV](#)

-learn how to draw storybook illustrations:
from the author/illustrators themselves

[Scholastic Story Starters](#)

- prompts to get inspired for story writing

[Journal Buddies](#)

- variety of writing prompts

Additional Fun!

[25 Best Podcasts for Kids](#)

Common Sense Media's list of awesome podcasts

[Art & Play Activity Guides](#)

Art Bar has weekly guides for art & play fun!

[20 At-Home Activities for Kids](#)

from Understood

