


# WORD WORK

# GAMES






# Word Work


[www.popey.ca/word-work](http://www.popey.ca/word-work)

There are several **POPEY** created resources that can help support the games in the following pages.

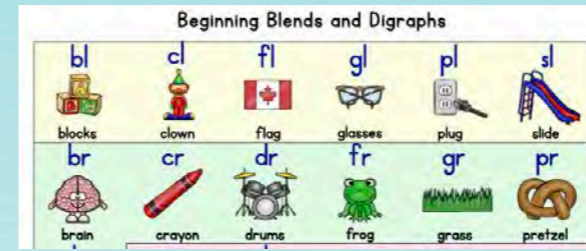
including:



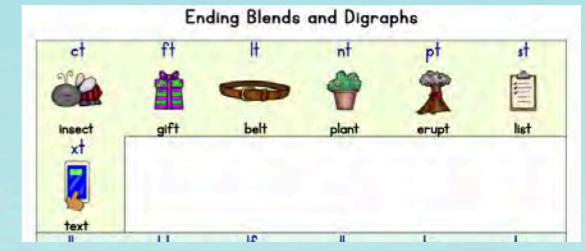
[Alphabet Chart](#)



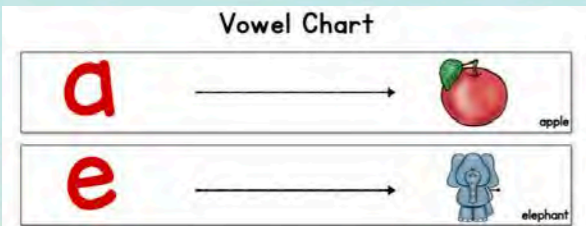
[Alphabet Chart - photos](#)



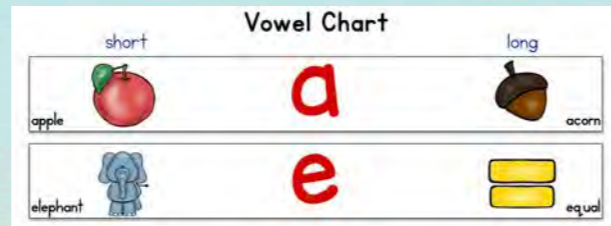
[Beginning Blends Chart](#)



[Ending Blends Chart](#)



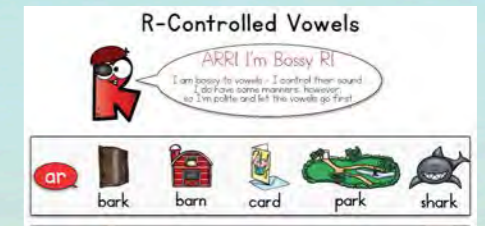
[Short Vowels Chart](#)



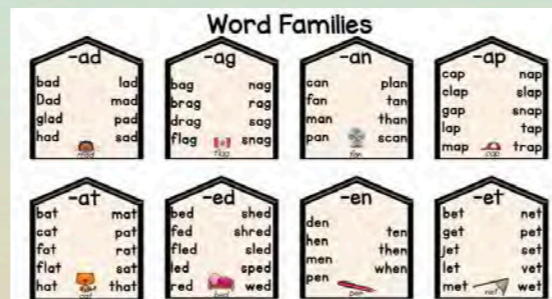
[Short & Long Vowels Chart](#)



[Vowel Teams Chart](#)



[R-Controlled Vowels Chart](#)




[Word Families Chart](#)


# Pass the Sound

• work with a partner - or a bigger group

• the 1<sup>st</sup> person chooses 1 word

for example - 

• think about (or say together) - the ending sound



• take turns *passing the sound* & say words that end with the same **ending sound**










• keep *passing the sound* until **everyone** has had a turn - or until the group can't think of any more words!

# Making Words



[Click here for a video demo](#)



Start with a short word you know.

*for example -*

a	t
---	---

Add a letter to the beginning of your word.

*for example -*

c	a	t
---	---	---

Add a different to the beginning of your word.

*for example -*

h	a	t
---	---	---

Add a letter to the end of a word you made.

*for example -*

h	a	t	s
---	---	---	---

Move the letters around to make a new word.

*for example -*

h	a	s
---	---	---

For every word you make:

**Crash the letters together -**

c	a	t
---	---	---

**Read & say the word -**

c	a	t
---	---	---


cat

**Write the word -** cat

*extra fun:*

**Write the word(s) in a sentence -** The cat was in the hat.

# Making Words



[Click here for a video demo](#)



Some ideas of short words to start with:

am

an

as

at

be

do

go

he

in

is

it

me

my

no

on


so

to

up

we

# Making Words



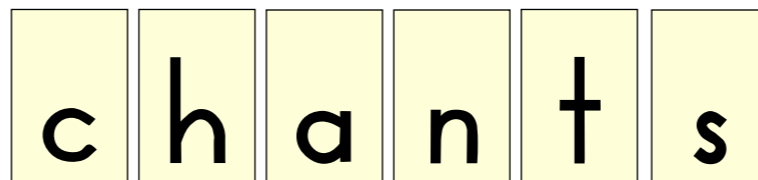
[Click here for a video demo](#)



Start with a longer word you know.

Write each letter out on a piece of paper and cut each letter out.

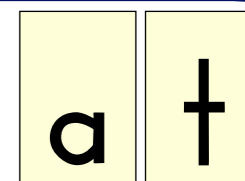
for example -



What words can you make with 2 letters?

*How many 2 letter words can you make?*

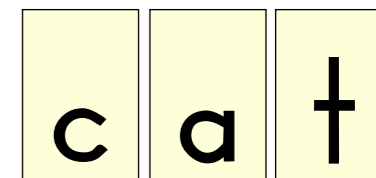
for example -



What words can you make with 3 letters?

*How many 3 letter words can you make?*

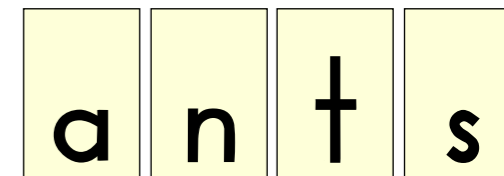
for example -



What words can you make with 4 letters?

*How many 4 letter words can you make?*

for example -

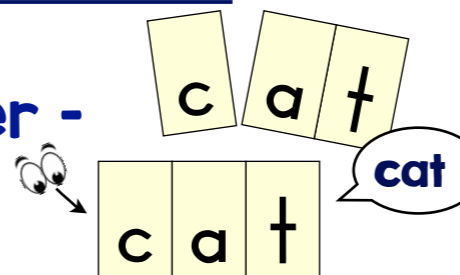


*Can you make words with more than 4 letters?*

*How many words can you make altogether?*


For every word you make:

**Crash the letters together -**



**Read & say the word -**

**Write the word -** cat



## Some ideas of words to use:

★ *the longer the word, the more letters you have to work with - the bigger the challenge*

brain  
drive  
planet  
plans  
plant  
plate  
print  
short  
smart  
snack  
straw  
thank  
think  
train

branch  
bricks  
cartoon  
charts  
children  
middle  
normal  
pictures  
played  
splash  
stopped  
tracks  
travels  
wanted

airport  
bleeding  
cartoons  
cheering  
chopped  
community  
friends  
honestly  
powerful  
shopping  
stickers  
stronger  
tadpoles  
training

# If You Know...



[Click here for a video demo](#)



Words we know - or parts of words we know - can help us read and write new words.

As you look at words or parts of words, **think**:

How can **this word help me** to **learn more words**?

Start with a shorter word you know.

If you know

in

Add letters make new words.

It helps you to know

b in f in p in

*extra fun:*

Add several letters.  
Add other small words.

sh in be g in

Move the word you know to the beginning or middle of a new word.

in k m in t

# If You Know...



[Click here for a video demo](#)



Some ideas of words to start with:

all	dug	pet
an	go	pop
and	had	pull
art	hen	red
at	hot	rip
bag	ill	roll
best	in	see
big	is	sun
but	it	tell
day	nap	tub
dog	nut	up
dot	on	yum

★ words in bold are words that can be covered - for guessing

# Sports



It is fun to play **baseball**.

It is fun to play **basketball**.

It is fun to play **football**.

It is fun to play **soccer**.


It is fun to go **swimming**.

It is fun to go **running**.



★ words in bold are words  
that can be covered -  
for guessing

# Pets



Some kids have pets.




Some kids have **dogs**.  
A baby dog is called a **puppy**.

Some kids have **cats**.  
A baby cat is called a **kitten**.


Some kids have **rabbits**.  
A baby rabbit is called a **rabbit**, too.

Some kids have **birds**.  
Some baby birds are called **chicks**.



★ words in bold are words that can be covered - for guessing

# Animals



There are lots of different places to see animals.



You can see animals in many places.  
All animals have something special about them.

**Lions** are very big and **roar** loudly.

**Giraffes** have long **necks** and tongues.

**Whales** sometimes pretend to be people, even waving their **flippers**.

**Dolphins** can do a lot of **tricks**, like play with balls and even jump through hoops.



★ words in bold are words that can be covered - for guessing

# The Environment




The environment is all around us.  
Air, water, plants, animals, and more - all make up our environment.

An **ecosystem** is a community of **living** and nonliving things getting along together in the same environment.


People need to make sure we don't **damage** the environment, or else we may harm an **ecosystem**.

Ways we can help the environment include **recycling**, reducing our **waste** (some people call that precycling), using less water, walking or biking instead of **driving**, and turning things **off** when we're not using them, like lights or computers.

How do you like to keep the environment healthy?



# Word Ladders



[Click here for a video demo](#)




Start with **3** or **4** letter word you know.

for example - **make**


Change **1 letter** at a time to make new words.

for example - replace the **m** with a **b** to create **bake**

Keep changing **1 letter** at a time, and see what words you can make!



# Word Ladders



[Click here for a video demo](#)

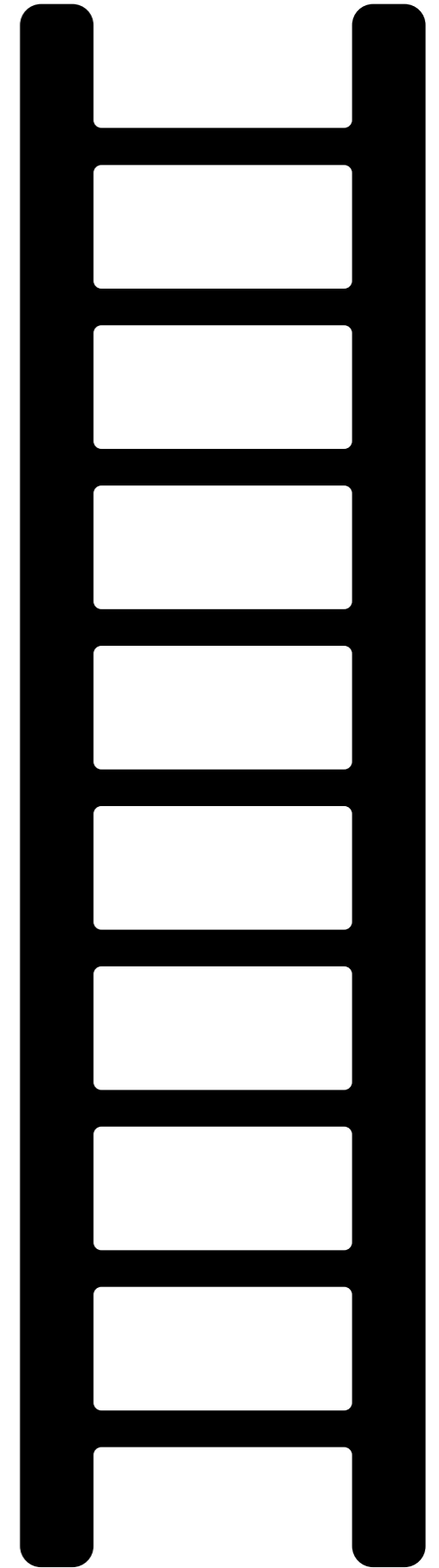

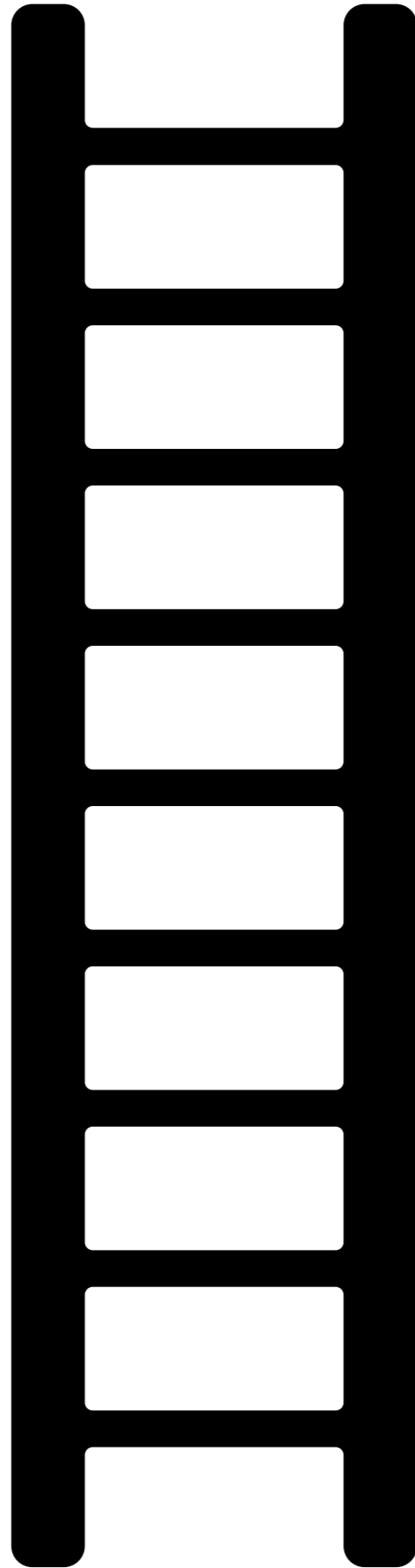
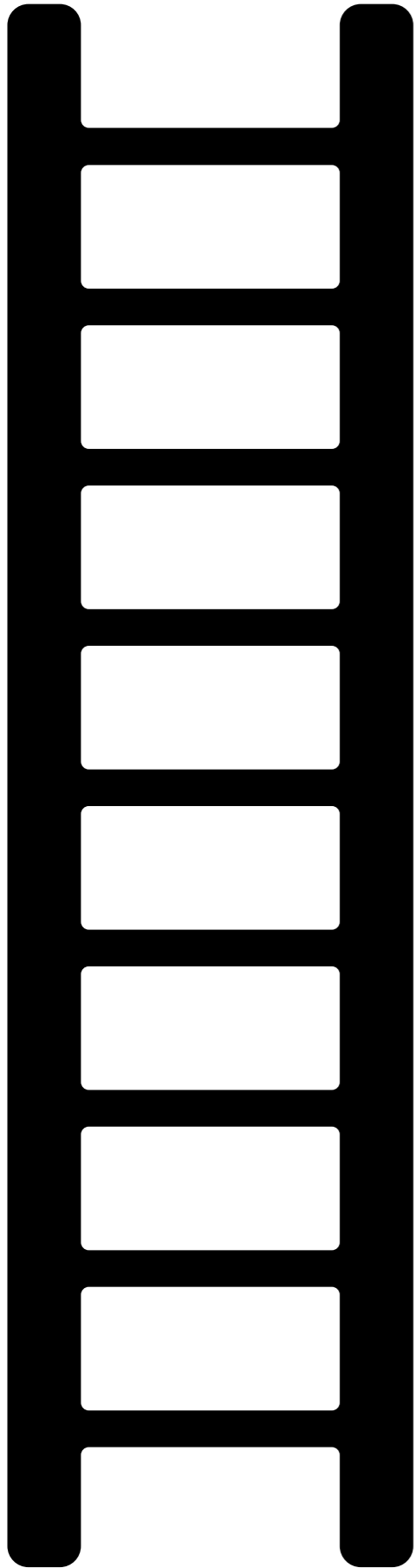


Some ideas of words to start with:

and  
art  
bag  
boy  
bug  
car  
cat  
dog  
fix  
fox  
had  
hen  
hot  
pet  
pig  
pit

blue  
drum  
flag  
foot  
hand  
high  
late  
life  
like  
make  
pull  
ship  
sing  
sped  
stop  
wish

# Word Ladders



[Click here for sample word lists](#)

if you don't have one..

# Word List I Spy



[Click here for a video demo](#)



- work with a partner - or a bigger group
- players will take turns picking words from a word list and guessing the words
- the player that picks the word from the list
  - gives hints to the rest of the players

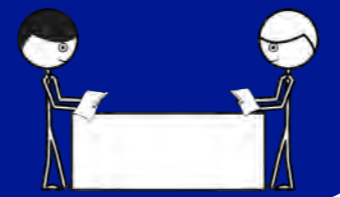
- give 1 hint to start with
- hint should be based on the sounds or features in the word

for example -

- *the word has the short 'i' sound*
- *the word starts with 'th'*
- *the word has 2 syllables*
- *it's a compound word*

- keep giving hints until someone guesses the word
- play again with a new word
- keep going until everyone has a turn

# Spelling Battleship



[Click here for sample word lists](#)

*if you don't have one..*

This game is for **2 players**.  
It's a fun way to play with **words you know**.

Each player needs a Word List sheet and a Battleship game board sheet

Spelling Battleship Word List Sheet	
Partner 1 Word List	
1.	_____
2.	_____
3.	_____
4.	_____
5.	_____
Partner 2 Word List	
1.	_____
2.	_____
3.	_____
4.	_____
5.	_____

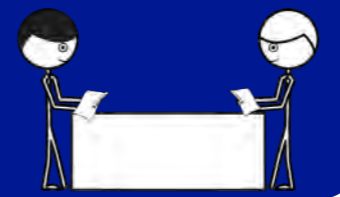
Spelling Battleship Game Boards	
Partner 1's Board	
	1 2 3 4 5 6 7 8 9 10
A	
B	
C	
D	
E	
F	
G	
H	
I	
J	
Partner 2's Board	
	1 2 3 4 5 6 7 8 9 10
A	
B	
C	
D	
E	
F	
G	
H	
I	
J	

Each player chooses **5 words** they know. *(or, both players can use the same 5 words)*  
Both players write down the words on the Word List sheet.  
Work together, use a spelling list, and/or a Word Wall to spell all 10 words.

Next, each player:

- writes their 5 words on their Battleship board

# Spelling Battleship



For example:

## Spelling Battleship Word Lists Sheet

### Partner 1 Word List

1. \_\_\_\_\_ have
2. \_\_\_\_\_ because
3. \_\_\_\_\_ going
4. \_\_\_\_\_ said
5. \_\_\_\_\_ there

### Partner 2 Word List

1. \_\_\_\_\_ every
2. \_\_\_\_\_ very
3. \_\_\_\_\_ now
4. \_\_\_\_\_ here
5. \_\_\_\_\_ house

## Spelling Battleship Game Boards

### Partner 1's Board


	1	2	3	4	5	6	7	8	9	10
A				<b>h</b>	<b>a</b>	<b>v</b>	<b>e</b>			
B	<b>b</b>									<b>s</b>
C	<b>e</b>		<b>g</b>	<b>o</b>	<b>i</b>	<b>n</b>	<b>g</b>			<b>a</b>
D	<b>c</b>									<b>i</b>
E	<b>a</b>									<b>d</b>
F	<b>u</b>									
G	<b>s</b>									
H	<b>e</b>						<b>t</b>	<b>h</b>	<b>e</b>	<b>r</b>
I										
J										

### Partner 2's Board

	1	2	3	4	5	6	7	8	9	10
A		<b>h</b>								
B		<b>e</b>								
C		<b>r</b>		<b>e</b>	<b>v</b>	<b>e</b>	<b>r</b>	<b>y</b>		
D		<b>e</b>								<b>h</b>
E										<b>o</b>
F								<b>n</b>		<b>u</b>
G								<b>w</b>		<b>s</b>
H										<b>e</b>
I										
J	<b>v</b>	<b>e</b>	<b>r</b>	<b>y</b>						

To play the game:

# Spelling Battleship



**Partner 1** calls out a letter and a number (a *coordinate*) from the game board

› to try and find where **Partner 2** wrote words

for example - **C5**

	1	2	3	4	5	6
A						
B						
C						
D						
E						

• IF **Partner 2** does not have a letter in that space -

› it's a **MISS**

♦ **Partner 1** can mark an **X** in that space

• IF **Partner 2** does have a letter in that space -

› it's a **HIT**

♦ **Partner 2** tells **Partner 1** the letter that's in that space


for example - **e**

	1	2	3	4	5	6
A						
B						
C					e	
D						

To play the game:

...continued

# Spelling Battleship



**Next** - switch partners

**Partner 2** calls out a letter and a number (*a coordinate*) from the game board

› to try and find where **Partner 1** wrote words

**Keep going** - calling out coordinates & switching partners...

• until one partner is ready to guess a word might be

for example - **Partner 1** might say:

› I think **C4, C5, C6, C7, and C8**

› spell the word **every**

	1	2	3	4	5	6	7	8	9
A									
B									
C				e	v	e	r	y	
D									
E									

• IF **Partner 1** is **right** -

♦ **Partner 2** says "You sunk my battleship!"

• IF **Partner 1** is **wrong** -

♦ play continues until another guess can be made

★ The **1<sup>st</sup> Partner** to sink **all 5 battleships** wins the game!



# Online Word Work Games



[Digital Word Games for Kids - list by Scholastic](#)

[Starfall - variety of games available](#)

[CBC Kids- variety of games available](#)

[PBS Kids - Vocabulary Games](#)

[Letter Tile Free Play - by Really Great Reading](#)  
*for Making Words game online*

[Toy Theater - Elkonin Boxes](#)

[ReadWriteThink.org - Spelling Games](#)

[ReadWriteThink.org - Phonological Awareness Games](#)

[ReadWriteThink.org - Vocabulary Games](#)

[Word Games - curation of various word games](#)  
*:there are some advertisements as part of this website's layout*

[Word Game Time - curation of various word games](#)  
*:there are some advertisements as part of this website's layout*